

2021

FP-21-13 Median Age at First Marriage: Geographic Variation, 2019

Krista K. Payne

Follow this and additional works at: https://scholarworks.bgsu.edu/ncfmr_family_profiles

 Part of the [Family, Life Course, and Society Commons](#)

Median Age at First Marriage: Geographic Variation, 2019

Author: Krista K. Payne

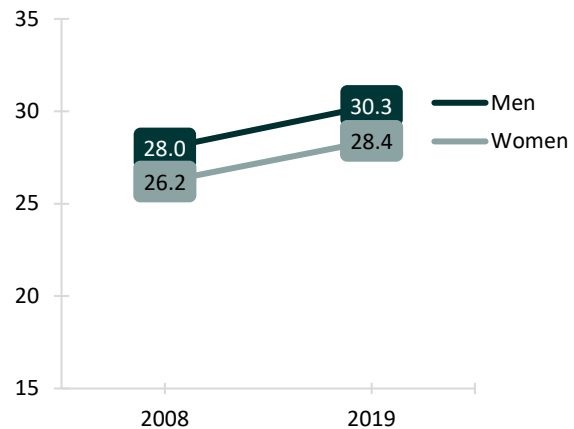
In this profile, the median age at first marriage is estimated for the nation and each state by gender among those aged 15-54 for 2019, using 1-year estimates from the American Community Survey (ACS) (Table B12007). Direct estimates of the age at which half of men and women (who in the last year) married for the first time as well as the associated margins of error are provided. The ACS has been collecting data on marriage for over a decade.

Trend in Median Age at First Marriage by Gender, 2008-2019

- The U.S. median age at first marriage is at a historic highpoint (FP-21-12).
- Since 2008, the age at first marriage has increased by 2.3 years surpassing 30 years of age among men. Among women it has increased by 2.2 years to over 28 years of age (Figure 1).

The U.S. median age at first marriage is at a historic highpoint.

Figure 1. Men and Women's Median Age at First Marriage, 2008 & 2019



Source: U.S. Census Bureau, American Community Survey, 1-year est., Table B12007, 2008 & 2019

Note: Universe is men and women between the ages of 15 and 54

States with the Highest and Lowest Median Age at First Marriage by Gender, 2019

- Men living in Connecticut had the highest median age at first marriage at 32.1 years. Conversely, men in Wyoming had the youngest median age at first marriage of 26.5.
- Women who lived in Rhode Island experienced the highest median age at first marriage (30.5), while women living in Utah had the lowest at 24.8.
- Three states are ranked at the top for oldest ages at first marriage among both men and women — Connecticut, New York, and Rhode Island.
- Four states ranked at the bottom with the youngest ages at first marriage for both men and women— Arkansas, Idaho, Utah, and Wyoming.

Table 1. Median Age at First Marriage, 2019: Men's Top & Bottom Five States

Rank	State	Age	MOE
1	Connecticut	32.1	+/- 0.6
2	Vermont	31.9	+/- 1.3
2	Rhode Island	31.8	+/- 1.1
4	New York	31.5	+/- 0.2
5	Florida	31.5	+/- 0.4
	U.S.	28.4	+/- 0.1
47	Idaho	27.9	+/- 1.1
48	Oklahoma	27.6	+/- 0.6
48	Arkansas	27.0	+/- 0.7
50	Utah	26.7	+/- 0.5
51	Wyoming	26.5	+/- 1.2

Table 2. Median Age at First Marriage, 2019: Women's Top & Bottom Five States

Rank	State	Age	MOE
1	Rhode Island	30.5	+/- 0.9
2	Massachusetts	30.1	+/- 0.9
2	Wash, D.C.	30.1	+/- 0.2
4	Connecticut	30.0	+/- 0.4
5	New York	29.9	+/- 0.2
	U.S.	28.4	+/- 0.2
47	Arkansas	25.8	+/- 0.3
48	South Dakota	25.5	+/- 0.6
48	Idaho	25.5	+/- 0.4
50	Wyoming	25.4	+/- 0.8
51	Utah	24.8	+/- 0.4

State Rankings and Geographic Variation in the Median Age at First Marriage by Gender, 2019

The state rankings are divided into quartiles with error bars representing the margins of error (MOE). The MOEs for published ACS estimates are provided at a 90% confidence level.

- Among both men and women, the states in the top quartile were significantly above the national median. The top quartile consisted of ages 31.0 years and older for men and 29.0 years and older for women.
- The states falling in the bottom quartile had median ages at first marriage of 28.6 years or younger for men and 26.8 years or younger among women. The median age at marriage the states in the bottom quartile were significantly below the national average.
- Among men and women, most states in the Northeast region had high ages at first marriage—67% were in the fourth quartile. The exceptions among men included Maine, New Hampshire, and Washington D.C. Among women included Vermont, Maine, and Pennsylvania.
- For men and women, most Midwestern & Southern states exhibited ages at first marriage in the bottom two quartiles.
- In the West, three states were found in the first quartile among men and women—Idaho, Utah, and Wyoming.

Figure 2. Men’s State-Level Median Age at First Marriage by Quartile, 2019

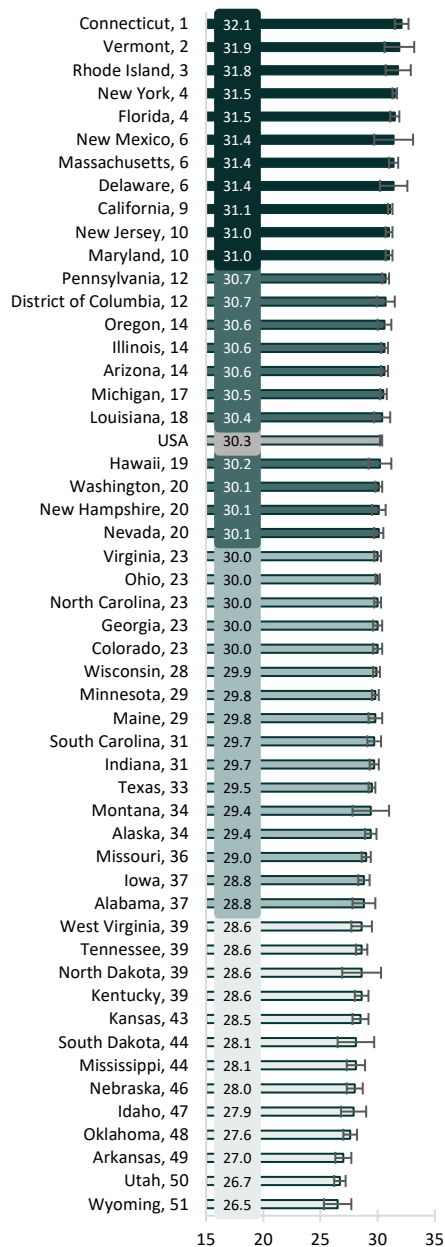
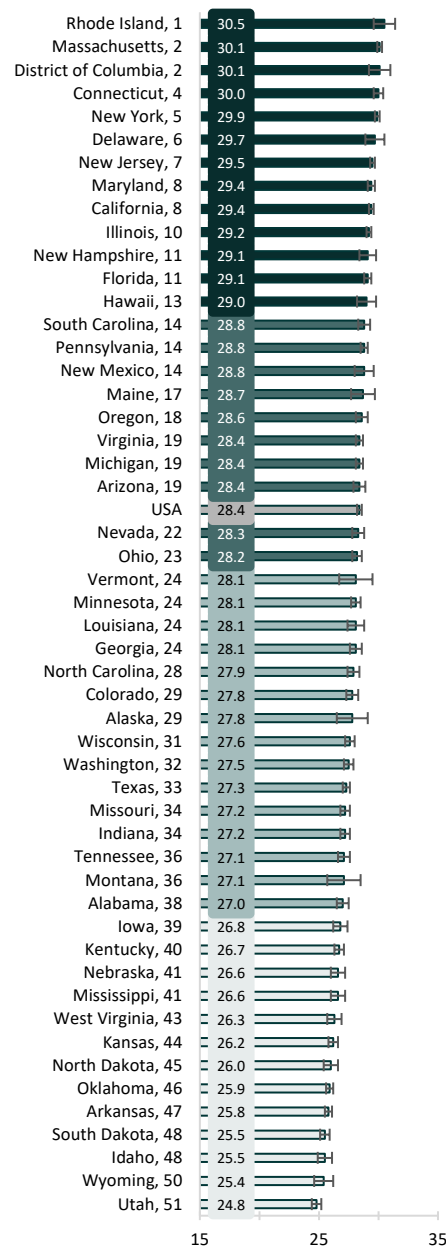
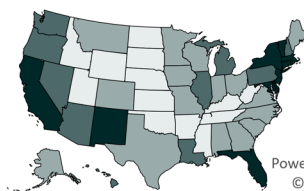


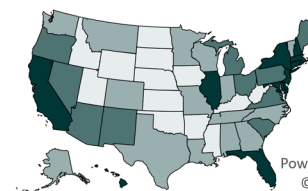
Figure 3. Women’s State-Level Median Age at First Marriage by Quartile, 2019



Source: NCFMR analyses of U.S. Census Bureau, American Community Survey, 1-year est., Table B12007, 2019



Powered by Bing
© GeoNames



Powered by Bing
© GeoNames

References:

Payne, K. K. (2021). Median age at first marriage, 2019. *Family Profiles, FP-21-12*. Bowling Green, OH: National Center for Family & Marriage Research. <https://doi.org/10.25035/ncfmr/fp-21-12>

Suggested Citation:

Payne, K. K. (2021). Median age at first marriage: Geographic variation, 2019. *Family Profiles, FP-21-13*. Bowling Green, OH: National Center for Family & Marriage Research. <https://doi.org/10.25035/ncfmr/fp-21-13>