

2019

FP-19-02 Composition of Cohabiting Families

Kasey J. Eickmeyer
Bowling Green State University, eickmek@bgsu.edu

Follow this and additional works at: https://scholarworks.bgsu.edu/ncfmr_family_profiles



Part of the [Family, Life Course, and Society Commons](#)

Repository Citation

Eickmeyer, Kasey J., "FP-19-02 Composition of Cohabiting Families" (2019). *National Center for Family and Marriage Research Family Profiles*. 147.

https://scholarworks.bgsu.edu/ncfmr_family_profiles/147

This Report is brought to you for free and open access by the Sociology at ScholarWorks@BGSU. It has been accepted for inclusion in National Center for Family and Marriage Research Family Profiles by an authorized administrator of ScholarWorks@BGSU.



FP-19-02

Composition of Cohabiting Families

Kasey J. Eickmeyer

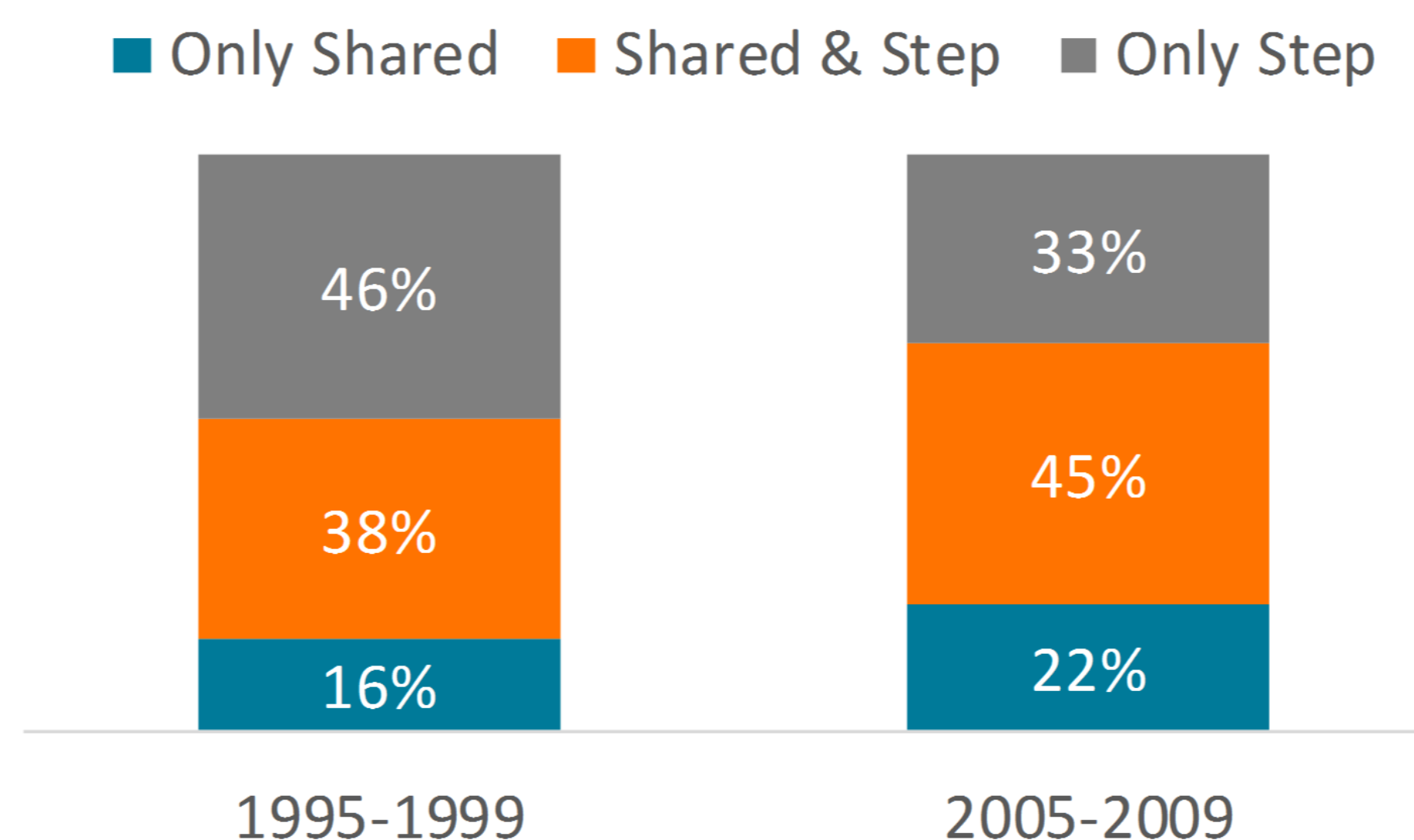


This profile is the second in a series investigating cohabitators' families. The share of cohabiting women raising biological children increased from 31% to 40% in the decade between 1995-1999 and 2005-2009 (FP-19-01). Using data from the 2002 and 2011-2015 National Survey of Family Growth, this second Family Profile describes the families of cohabitators, which can include shared biological children and/or non-biological (step) children regardless of residency.

Composition of Cohabiting Families With Children

- An increase occurred in the percentage of cohabiting families raising at least one shared biological child from about half (54%) in the earlier cohort to two-thirds (67%) in the later cohort.
- This was offset by a decline in the share of cohabiting families raising only step children from about half (46%) to one-third (33%).
- Cohabiting parent families are more complex in the later cohort, with two fifths (38%) in the earlier cohort to approaching half (45%) in the later cohort, including both biological and stepchildren.

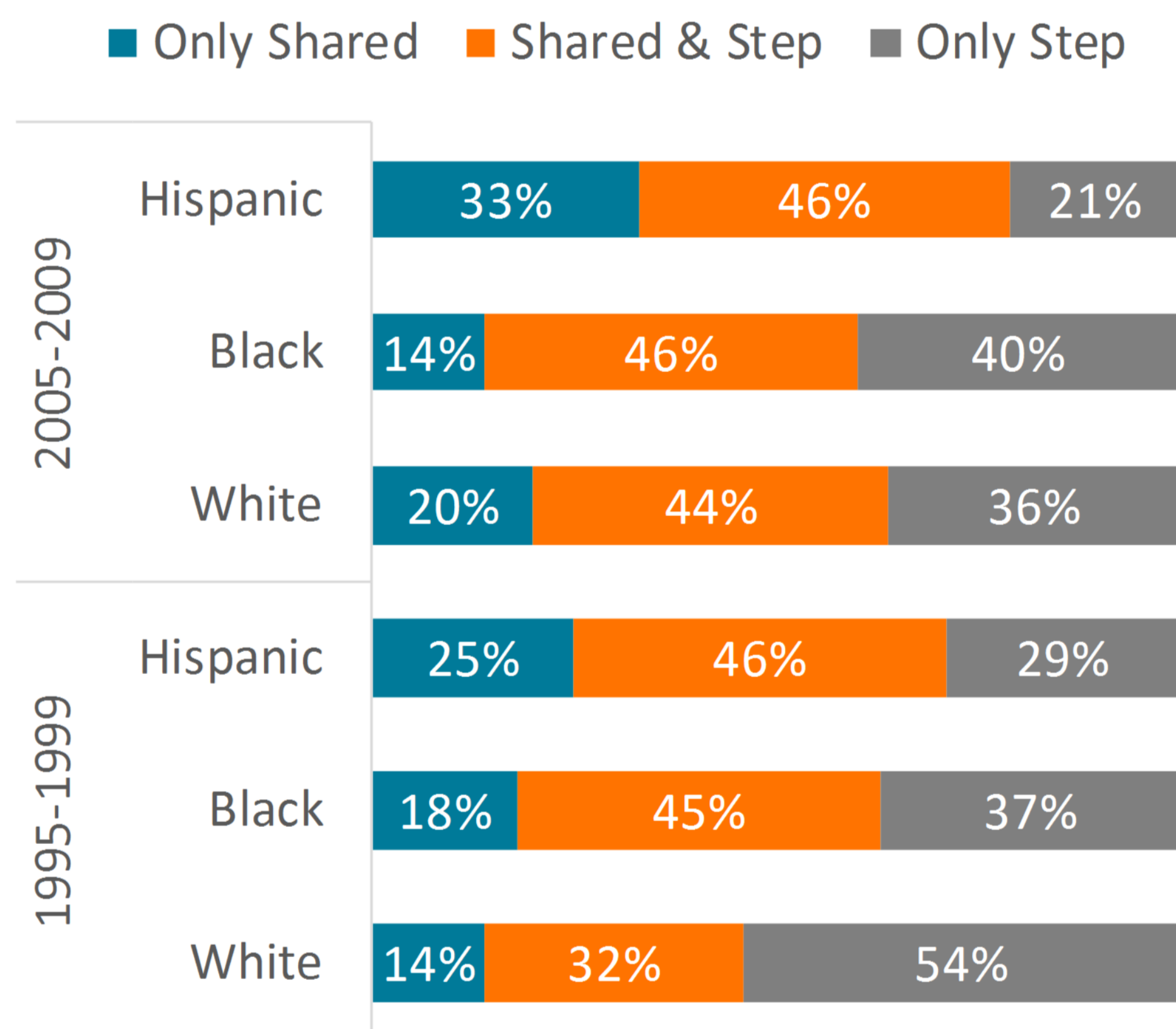
Figure 1. Composition of Cohabiting Families with Children



Sources: National Center for Health Statistics, National Survey of Family Growth, 2002, 2011-2013, 2013-2015

Race & Ethnicity

Figure 2. Composition of Cohabiting Families with Children by Mother's Race/Ethnicity



Sources: National Center for Health Statistics, National Survey of Family Growth, 2002, 2011-2013, 2013-2015

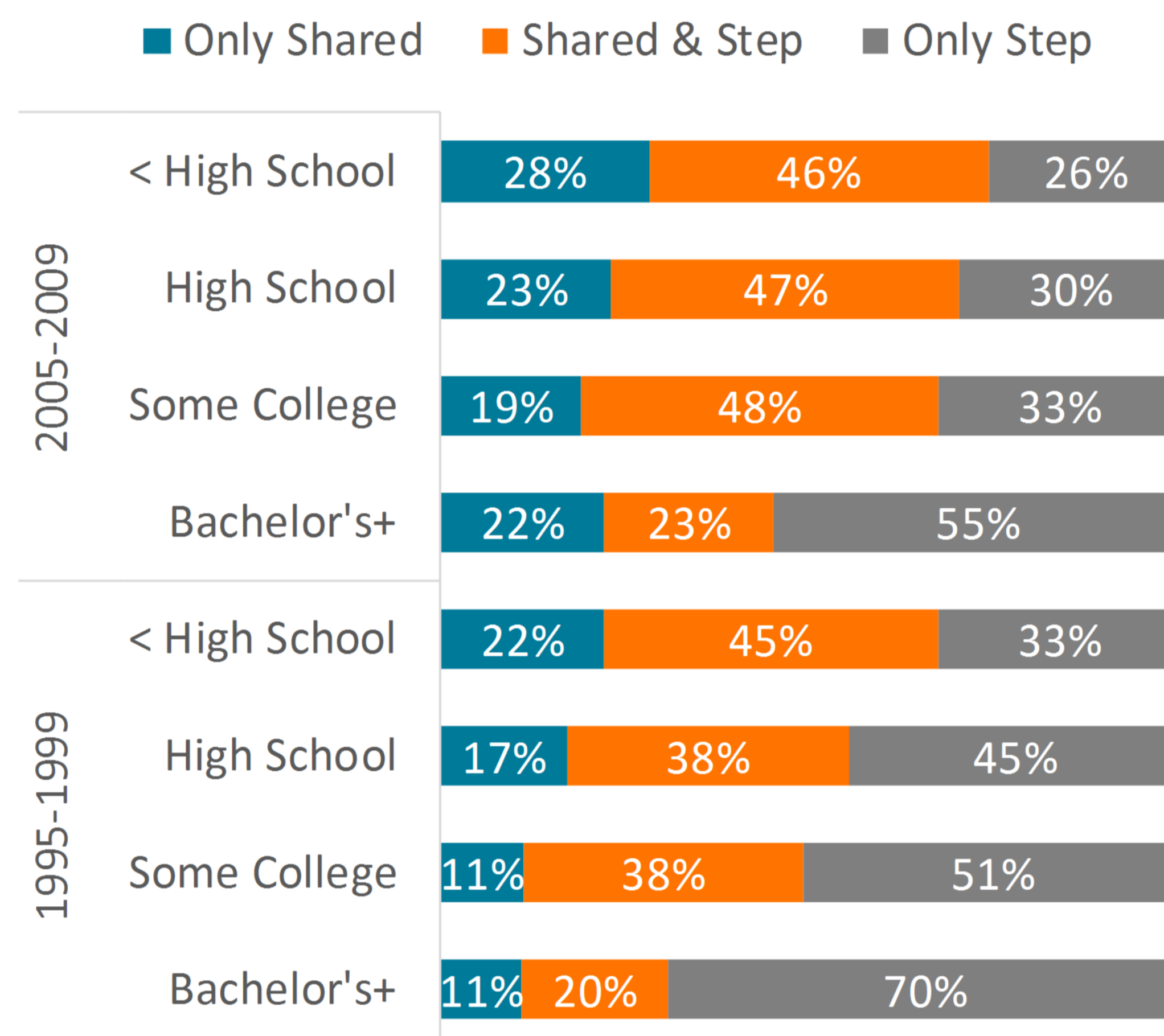
- The composition of cohabiting families differed by racial and ethnic group, and each group experienced change over time.
- The percentage of White and Hispanic cohabitators raising only shared children increased between 1995-1999 and 2005-2009, while there was a decline among Black women from 18% to 14%.
- White and Black women experienced an increase in the proportion raising both shared and stepchildren (from 32% to 44% and 45% to 46%, respectively), but among Hispanic women, there was no change.
- There was a decline in the share of White and Hispanic cohabiting women raising only stepchildren, but among Black women there was an increase from 37% to 40%.

Educational Attainment

The negative education gradient in the composition of cohabiting families with children persists over time. Additionally, all education groups experienced an increase in the percentage raising only shared children, as well as both shared and stepchildren, but a decline in the percentage raising only stepchildren.

- The proportion of cohabitators with a Bachelor's degree who were raising only shared children doubled between 1995-1999 and 2005-2009 from 11% to 22%.
- Almost half of those without a college degree were raising both shared and stepchildren.
- Over half (55%) of cohabitators with a Bachelor's degree reported raising only stepchildren compared to one-third or less among those without a Bachelor's degree.

Figure 3. Composition of Cohabiting Families with Children by Mother's Education



Sources: National Center for Health Statistics, National Survey of Family Growth, 2002, 2011-2013, 2013-2015



The proportion of cohabitators with a Bachelor's degree who were raising only shared children doubled...

Data Citations:

National Center for Health Statistics (NCHS). (2004). Cycle 6: 2002 National Survey of Family Growth Public Use Data and Documentation. Hyattsville, MD: CDC National Center for Health Statistics. Retrieved from https://www.cdc.gov/nchs/nsfg/nsfg_cycle6.htm

National Center for Health Statistics (NCHS). (2014). 2011-2013 National Survey of Family Growth Public Use Data and Documentation. Hyattsville, MD: CDC National Center for Health Statistics. Retrieved from https://www.cdc.gov/nchs/nsfg/nsfg_2011_2013_puf.htm

National Center for Health Statistics (NCHS). (2016). 2013-2015 National Survey of Family Growth Public Use Data and Documentation. Hyattsville, MD: CDC National Center for Health Statistics. Retrieved from http://www.cdc.gov/nchs/nsfg/nsfg_2013_2015_puf.htm

References:

Eickmeyer, K.J. (2019). Cohabitators raising shared children. *Family Profiles, FP-19-01*. Bowling Green, OH: National Center for Family & Marriage Research. <https://doi.org/10.25035/ncfmr/fp-19-01>.

Suggested Citation:

Eickmeyer, K. J. (2019). Composition of cohabiting families. *Family Profiles, FP-19-02*. Bowling Green, OH: National Center for Family & Marriage Research. <https://doi.org/10.25035/ncfmr/fp-19-02>.

