

2014

FP-14-03 Demographic Profile of Same-Sex Couple Households with Minor Children, 2012

Krista K. Payne

Bowling Green State University, kristaw@bgsu.edu

Follow this and additional works at: https://scholarworks.bgsu.edu/ncfmr_family_profiles

Repository Citation

Payne, Krista K., "FP-14-03 Demographic Profile of Same-Sex Couple Households with Minor Children, 2012" (2014). *National Center for Family and Marriage Research Family Profiles*. 89.
https://scholarworks.bgsu.edu/ncfmr_family_profiles/89

This Article is brought to you for free and open access by the Sociology at ScholarWorks@BGSU. It has been accepted for inclusion in National Center for Family and Marriage Research Family Profiles by an authorized administrator of ScholarWorks@BGSU.

Demographic Profile of Same-Sex Couple Households with Minor Children, 2012

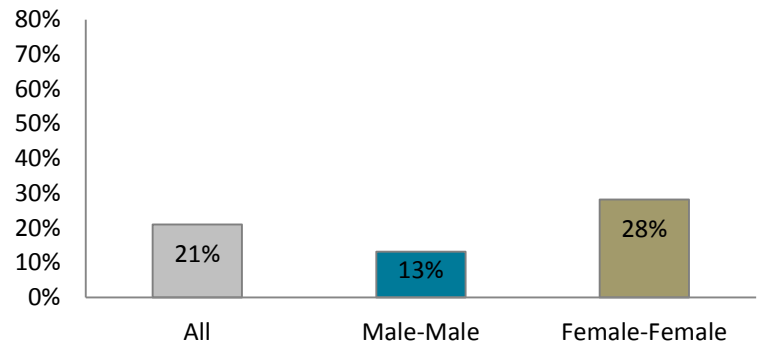
Krista K. Payne

This profile uses the 2012 American Community Survey (ACS) 1-year population estimates to present a demographic snapshot of same-sex couple households living with minor children in the United States. The ACS is an ideal survey for estimating the relatively small population of same-sex couples living with minor children, given the large ACS sample size (Lofquist, 2012). We provide an update to prior analyses of same-sex couple households using the ACS (Burgoyne, 2012; Gates, 2013; Lofquist, 2011).

There are approximately 235,692 minor children living in same-sex couple households in the United States.

- One-fifth (21%) of all same-sex couple households include a minor child.
- Male-male households (13%) are half as likely as female-female households (28%) to have a minor child present (Figure 1).

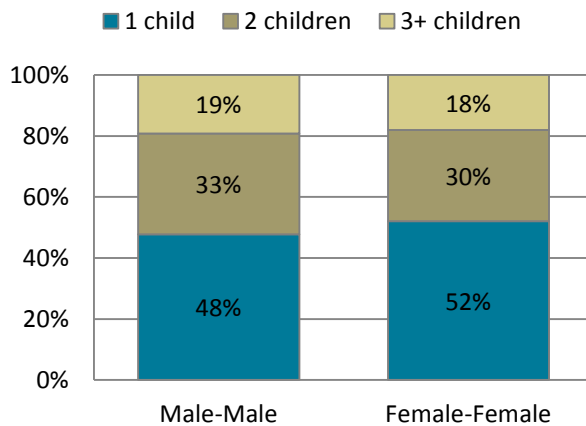
Figure 1. Percentage of Same-Sex Couple Households with Minor Children by Sex of Couple



Source: U.S. Census Bureau, American Community Survey, 1-Year Estimates, 2012

Same-Sex Couple Households with Minor Children

Figure 2. Percentage of Same-Sex Couple Households by Number of Minor Children and Sex of Couple



Source: U.S. Census Bureau, American Community Survey, 1-Year Estimates, 2012

- About half of same-sex couple households (48% male-male and 52% female-female) have only 1 minor child residing in the household.
- Slightly more male-male same-sex couples (33%) report living with 2 children than female-female same-sex couples (30%).
- Similar shares of male-male (19%) and female-female (18%) same-sex couple households include 3 or more minor children.

Family Profiles examine topics related to NCFMR's core research themes. Data are presented at both the national and state levels using new data sources. Written for both researchers and broad communities, these profiles summarize the latest statistics on U.S. families.

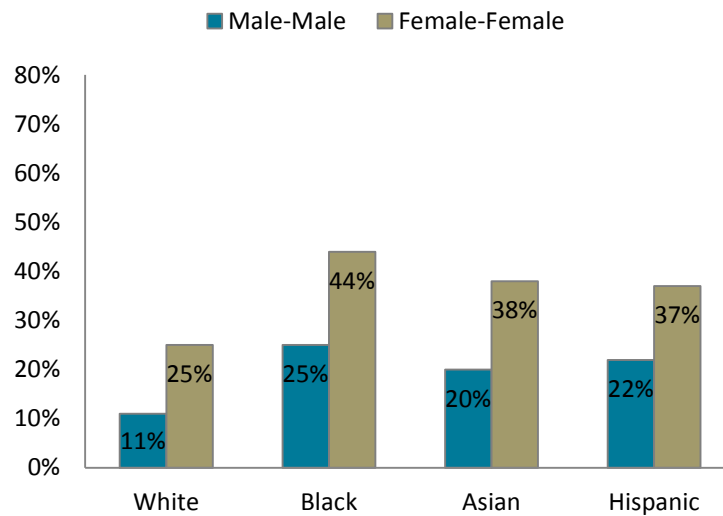
References

- Burgoyne, S. (2012). Demographic Profile of Same-Sex Parents (FP-12-15). National Center for Family & Marriage Research. Retrieved from <http://www.bgsu.edu/content/dam/BGSU/college-of-arts-and-sciences/NCFMR/documents/FP/FP-12-15.pdf>
- Gates, G. J. (2013). LGBT Parenting in the United States. The Williams Institute. Retrieved from <http://williamsinstitute.law.ucla.edu/wp-content/uploads/LGBT-Parenting.pdf>
- Lofquist, D. (2011). Same-Sex Couple Households: American Community Survey Briefs. United States Census Bureau. Retrieved from <http://www.census.gov/prod/2011pubs/acsbr10-03.pdf>
- Lofquist, D. (2012). Proceedings from PAA 2012: Same-sex couples' consistency in reports of marital status. San Francisco, CA.

Race/Ethnicity and Presence of Minor Children in Same-Sex Households

- Fewer White same-sex couple households report living with a minor child than non-White same-sex couple households. Only 11% of White male-male and 25% of female-female households have at least one minor child.
- The presence of minor children in female and male same-sex couple households is highest among Blacks. Approaching half (44%) of Black female-female same-sex households have a minor child and one-quarter of male-male do so.
- The share of Asian and Hispanic same-sex couple households that include minor children is quite similar for both male-male and female-female couples.

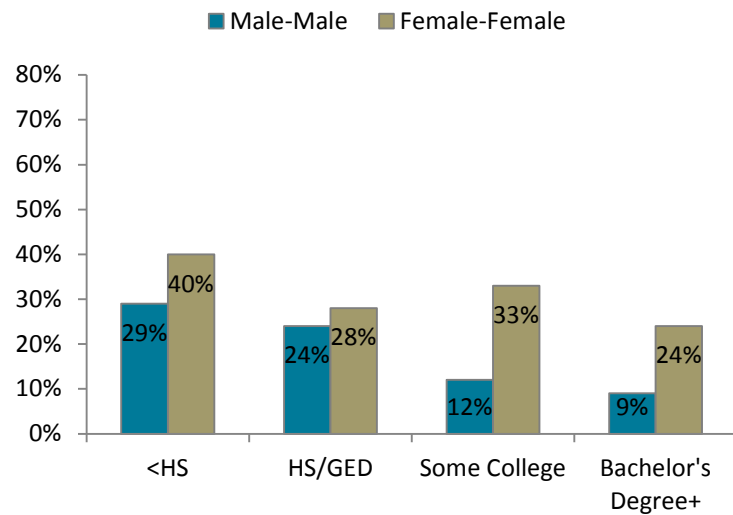
Figure 3. Percentage of Same-Sex Couple Households with Minor Children by Sex of Couple and Race/Ethnicity of Household Head



Source: U.S. Census Bureau, American Community Survey, 1-Year Estimates, 2012

Educational Attainment and Presence of Minor Children in Same-Sex Households

Figure 4. Percentage of Same-Sex Couple Households with Minor Children by Sex of Couple and Educational Attainment of Household Head



Source: U.S. Census Bureau, American Community Survey, 1-Year Estimates, 2012

- The presence of minor children in same-sex couple households is highest among those headed by individuals with less than a high school education, regardless of whether the same-sex couple is male-male (29%) or female-female (40%).
- There are stark educational differentials in the presence of children in male-male couple households. Among male-male couple households with low educational attainment (household head has less than a high school education), 29% have minor children. In contrast, only 9% of male-male couple households in which the household head has at least a Bachelor's degree have minor children living in the household.
- At each education level, similar shares of female-female households have a minor children present.

Suggested Citation:
Payne, K. K.
(2014).

Demographic Profile of Same-Sex Couple Households with Minor Children, 2012 (FP-14-03). National Center for Family & Marriage Research. Retrieved from http://www.bgsu.edu/content/dam/BGSU/college-of-arts-and-sciences/NCFMR/documents/FP/FP-14-03_DemoSS CoupleHH.pdf



This project is supported with assistance from Bowling Green State University. From 2007 to 2013, support was also provided by the U.S. Department of Health and Human Services, Office of the Assistant Secretary for Planning and Evaluation. The opinions and conclusions expressed herein are solely those of the author(s) and should not be construed as representing the opinions or policy of any agency of the state or federal government.