

2013

FP-13-09 Working Women with Children in the Household, 2011

Larry Gibbs

Bowling Green State University - Main Campus, lsgibbs@bgsu.edu

Follow this and additional works at: https://scholarworks.bgsu.edu/ncfmr_family_profiles



Part of the [Family, Life Course, and Society Commons](#)

Repository Citation

Gibbs, Larry, "FP-13-09 Working Women with Children in the Household, 2011" (2013). *National Center for Family and Marriage Research Family Profiles*. 20.

https://scholarworks.bgsu.edu/ncfmr_family_profiles/20

This Report is brought to you for free and open access by the Sociology at ScholarWorks@BGSU. It has been accepted for inclusion in National Center for Family and Marriage Research Family Profiles by an authorized administrator of ScholarWorks@BGSU.

Working Women With Children in the Household, 2011

Larry Gibbs



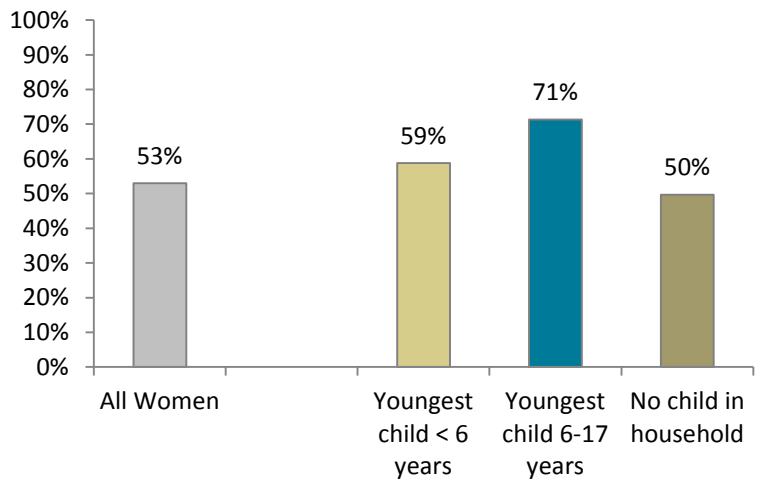
In the United States, changes in family structure and the context of childbearing have been accompanied by increases in women's employment outside the home (Bianchi, 2011). There has been a steady and linear upward trend in women's employment particularly during the 1970s and 1980s before a slowing in the 1990s and a decrease and leveling off in the 2000s (Sayer, Cohen, & Casper, 2004). Maternal employment has also stabilized during the last decade with most being employed (Cotter, England, & Hermsen, 2007). Taken together, these trends continue to fuel the debate over women's balancing of work and motherhood (Hoffman, 2009). This profile presents information on women's employment rate by presence of own children in the household using data from the American Community Survey (2011).

Note: This profile limits analyses to the female population ages 16 years and older. Presence of own children is defined as a child under 18 years old who is a son or daughter by birth, marriage (stepchild), or adoption.

Women's Employment Rate by Presence of Children in Household, 2011

- In 2011, the employment rate for all women ages 16 years and older was 53%.
- Women with children present in the household have higher employment rates compared to women with no children living in the household.
 - The highest employment rate is among women with school aged children (71%), and nearly three-fifths of mothers with children less than 6 years of age are working.
 - Half of women without resident children are employed.

Figure 1. Women's Employment Rate by Presence of Children in the Household, 2011

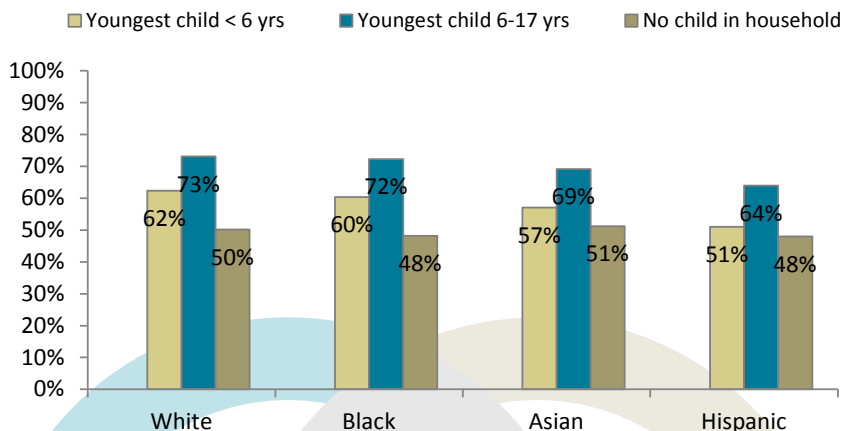


Source: U.S. Census Bureau, American Community Survey, 1-Year Estimates, 2011

Women's Employment Rate by Race/Ethnicity & Presence of Children in Household, 2011

- Among women with children, Whites have the highest employment rate. Over three-fifths of White women with children less than six years of age and nearly three-fourths of women with school aged children are working.
- Hispanic women have the lowest employment rates among women with children—51% for women with youngest child less than 6 years and 64% for women with a child between the ages of 6 and 17 years.
- There is less variation in employment rates for women without resident children—approximately half are working.

Figure 2. Women's Employment Rate by Race/Ethnicity & Presence of Children in the Household, 2011



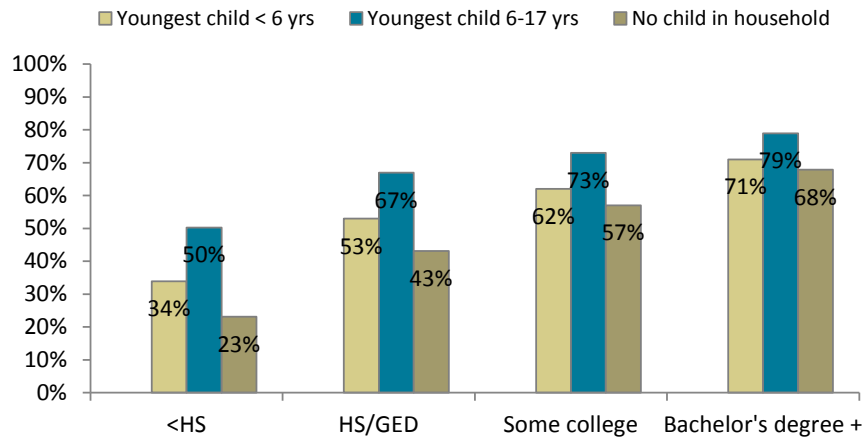
Source: U.S. Census Bureau, American Community Survey, 1-Year Estimates, 2011

Family Profiles examine topics related to NCFMR's core research themes. Data are presented at both the national and state levels using new data sources. Written for both researchers and broad communities, these profiles summarize the latest statistics on U.S. families.

Women's Employment Rate by Educational Attainment & Presence of Children in Household, 2011

- A positive association exists between educational attainment and employment rate regardless of the presence or age of child(ren) in the household.
 - Women with less than a high school education have the lowest employment rates. The employment rate for women with young children and no high school degree is 34% and represents half the level observed among women with young children and a college degree (71%).

Figure 3. Women's Employment Rate by Educational Attainment & Presence of Children in the Household, 2011



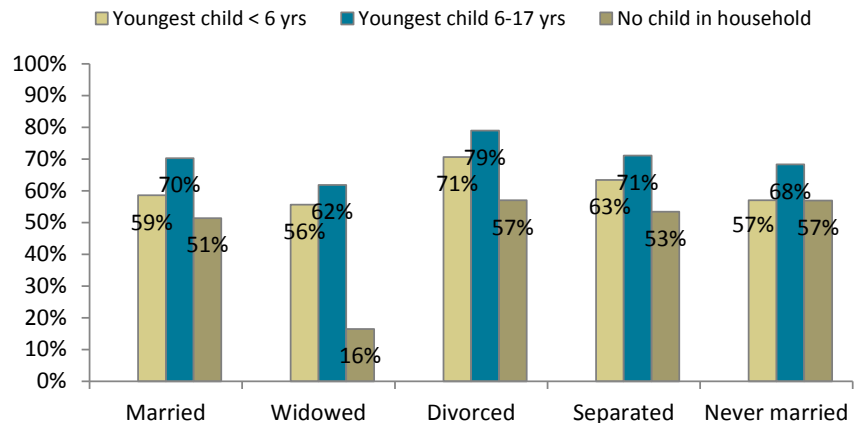
Source: U.S. Census Bureau, American Community Survey, 1-Year Estimates, 2011

Note: Similar patterns by educational attainment exist when the population is limited to women aged 25 and older.

Women's Employment Rate by Union Status & Presence of Children in Household, 2011

- Across union status and presence of children in the household, women who are currently divorced have the highest employment rates.
- Married women with children present in the household have slightly higher employment rates (59%, 70%) compared to never married women with children present in the household (57%, 68%).

Figure 4. Women's Employment Rate by Union Status & Presence of Children in the Household, 2011



Source: U.S. Census Bureau, American Community Survey, 1-Year Estimates, 2011

References

1. Bianchi, S. M. (2011). Family change and time allocation in American families. *The ANNALS of the American Academy of Political and Social Science*, 638, 21-44.
2. Cotter, D., England, P., & Hermsen, J. (2007). *Moms and jobs: Trends in mothers' employment and which mothers stay home*. Council on Contemporary Families briefing paper. Retrieved <http://www.contemporaryfamilies.org/work-family/momsjobs.html>
3. Hoffman, S. D. (2009). The changing impact of marriage and children on women's labor force participation. *Monthly Labor Review*, 132(2), 3-14.
4. Sayer, L. C., Cohen, P. N., & Casper, L. M. (2004). Women, men, and work. In R. Farley & J. Haaga (Eds.), *The American People: Census 2000*. New York, NY: Russell Sage Foundation and Population Reference Bureau.

Suggested Citation:
Gibbs, L. (2013). *Working Women With Children in the Household, 2010*. (FP-13-09). National Center for Family & Marriage Research. Retrieved from http://ncfmr.bgsu.edu/pdf/family_profiles/file126959.pdf



This project was supported with a grant from the U.S. Department of Health and Human Services, Office of the Assistant Secretary for Planning and Evaluation, grant number 5 U01 AEO00001-05. The opinions and conclusions expressed herein are solely those of the author(s) and should not be construed as representing the opinions or policy of any agency of the federal government.