

2011

## FP-11-10 Fatherhood in the U.S.: Number of Children, 1987-2010

Bart Stykes

*Bowling Green State University*, [jstykes@bgsu.edu](mailto:jstykes@bgsu.edu)

Follow this and additional works at: [https://scholarworks.bgsu.edu/ncfmr\\_family\\_profiles](https://scholarworks.bgsu.edu/ncfmr_family_profiles)



Part of the [Family, Life Course, and Society Commons](#)

**How does access to this work benefit you? Let us know!**

---

### Repository Citation

Stykes, Bart, "FP-11-10 Fatherhood in the U.S.: Number of Children, 1987-2010" (2011). *National Center for Family and Marriage Research Family Profiles*. 11.

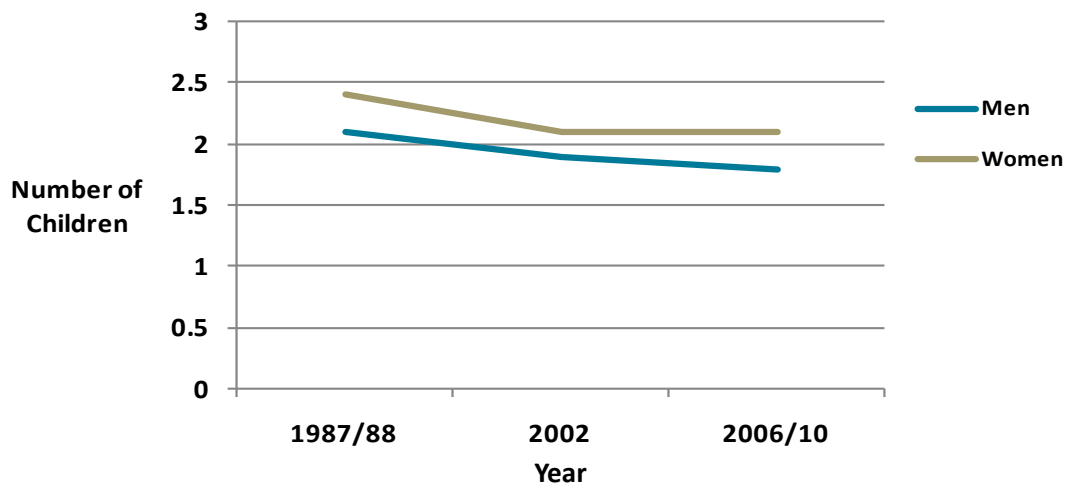
[https://scholarworks.bgsu.edu/ncfmr\\_family\\_profiles/11](https://scholarworks.bgsu.edu/ncfmr_family_profiles/11)

This Report is brought to you for free and open access by the Sociology at ScholarWorks@BGSU. It has been accepted for inclusion in National Center for Family and Marriage Research Family Profiles by an authorized administrator of ScholarWorks@BGSU.

Over the last two decades, men have delayed age at first birth by approximately two years (FP-11-04). Additionally, there are significant differences in men's age at first birth by race and education (FP-11-04). This profile focuses on men's number of children using nationally representative survey data to examine if men are also reducing their completed fertility and if there are any differences in completed fertility across race and educational attainment. The sample is limited to men and women ages 40-45 to capture their experiences near the end of their fertility careers.

- Over the past 20 years, there has been a modest decline in the average number of children born to men. In 2006/2010, men reported having 1.8 children and women 2.1 children. Men and women are having 0.3 fewer children now, on average, than they were two decades ago.
- The gender gap remains quite small; the difference in men's and women's reports never exceeds 0.3 children.
- In addition, men are more likely to remain childless today than they were 20 years ago. In 1987/1988, 15% of men were childless compared to approximately one in five (21.2%) men being childless in 2006/2010.

Figure 1. Mean Number of Children for Men and Women in the U.S. (aged 40-45), 1987-2010



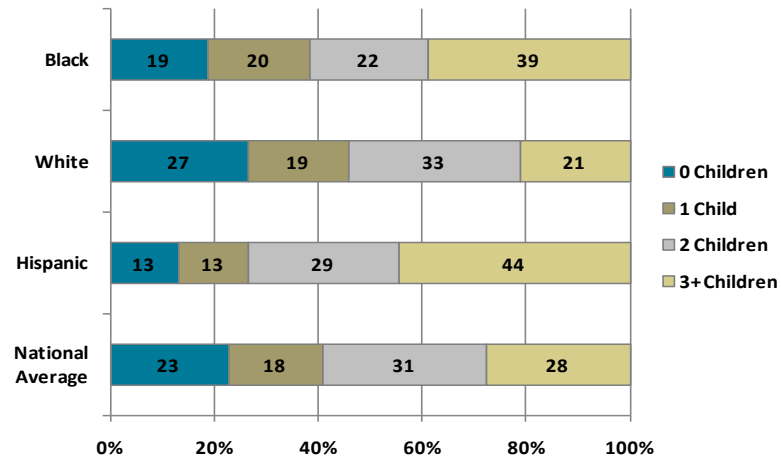
Source: 1987/1988 NSFH Data; 2002-2006/2010 NSFG Data.

Family Profiles examine topics related to NCFMR's core research themes. Data are presented at both the national and state levels using new data sources. Written for both researchers and broad communities, these profiles summarize the latest statistics on U.S. families.

### Race and Ethnicity and Number of Children

- Black and Hispanic men report having more children, on average, than non-Black and non-Hispanic men, respectively.
- White men report significantly fewer children, on average, than non-White men.
- Approximately 25% of White men remain childless compared to 19% of Black and 13% of Hispanic men remaining childless.
- Approximately 45% of Hispanic and 40% of Black men have three or more children, whereas only 20% of White men report having three or more children.

Figure 2. Men's Number of Children According to Race and Ethnicity (2006/2010)

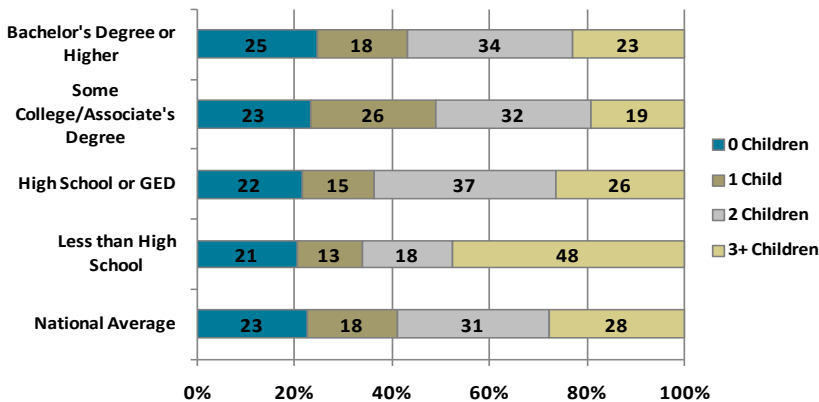


Source: NSFG Male Respondent Data 2006/2010 (significance test at  $p < 0.05$ , one tailed t-test).

### Suggested Citation:

Stykes, J. (2011). Fatherhood in the U.S.: Number of Children, 1987-2010 (FP-11-10). National Center for Family & Marriage Research. Retrieved from [http://ncfmr.bgsu.edu/pdf/family\\_profiles/file102305.pdf](http://ncfmr.bgsu.edu/pdf/family_profiles/file102305.pdf)

Figure 3. Men's Number of Children According to Education (2006/10)



Source: NSFG Male Respondent Data 2006/2010 (significance test at  $p < 0.05$ , one tailed t-test).

### Education and Number of Children

- On average, men who fail to earn a high school diploma or GED report higher completed fertility than those earning at least a high school diploma or GED.
  - Forty-eight percent of these least educated men report three or more children compared to 26% of high school graduates and approximately 22% of men with at least some college experience.
  - There is little variation by educational attainment in the proportion of men who do not have any children.

This project was supported with a grant from the U.S. Department of Health and Human Services, Office of the Assistant Secretary for Planning and Evaluation, grant number 5 UOI AEOOOOOI-05. The opinions and conclusions expressed herein are solely those of the author(s) and should not be construed as representing the opinions or policy of any agency of the federal government.